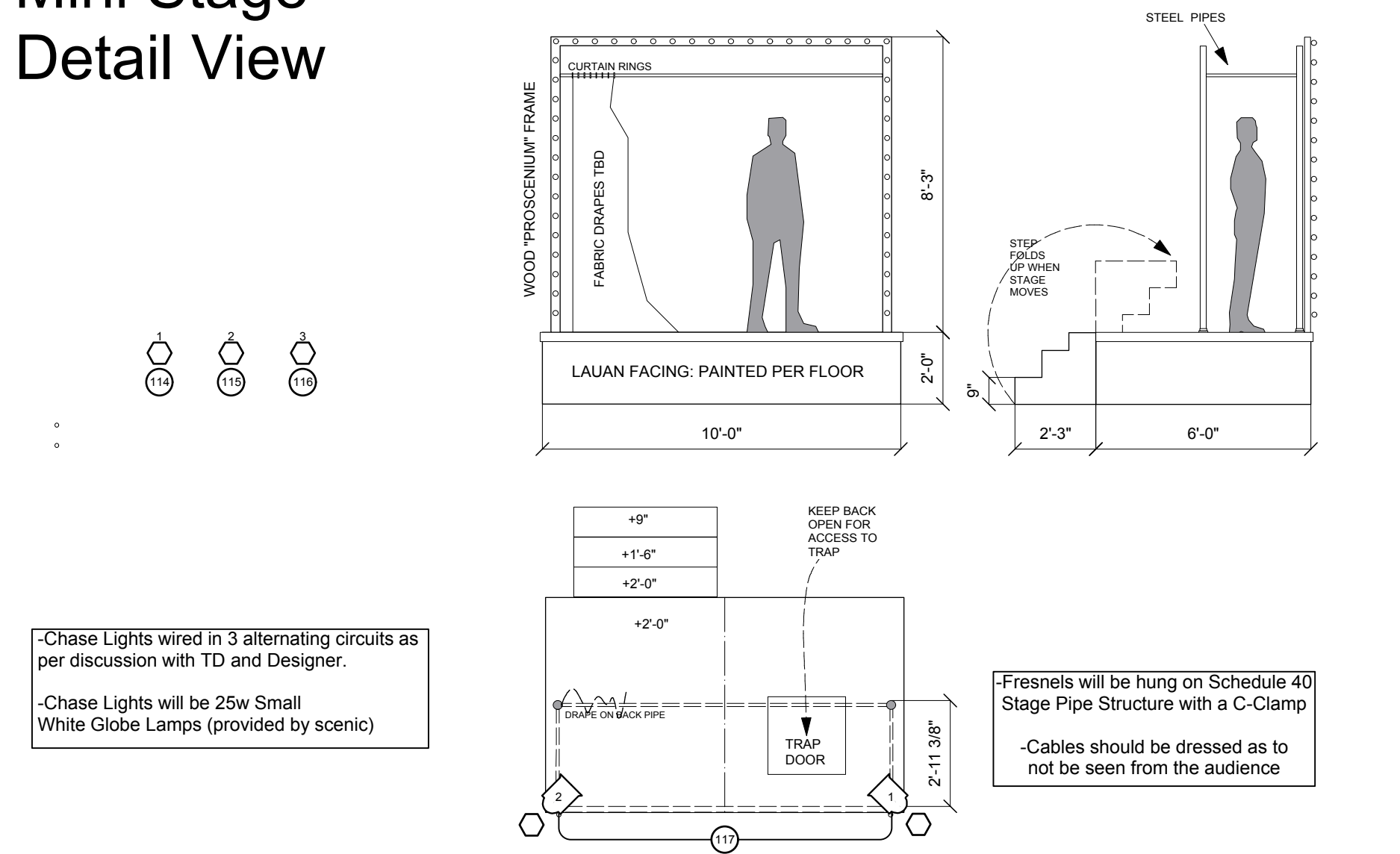


Mini Stage Detail View

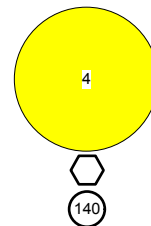


Downstage Footlights Detail View

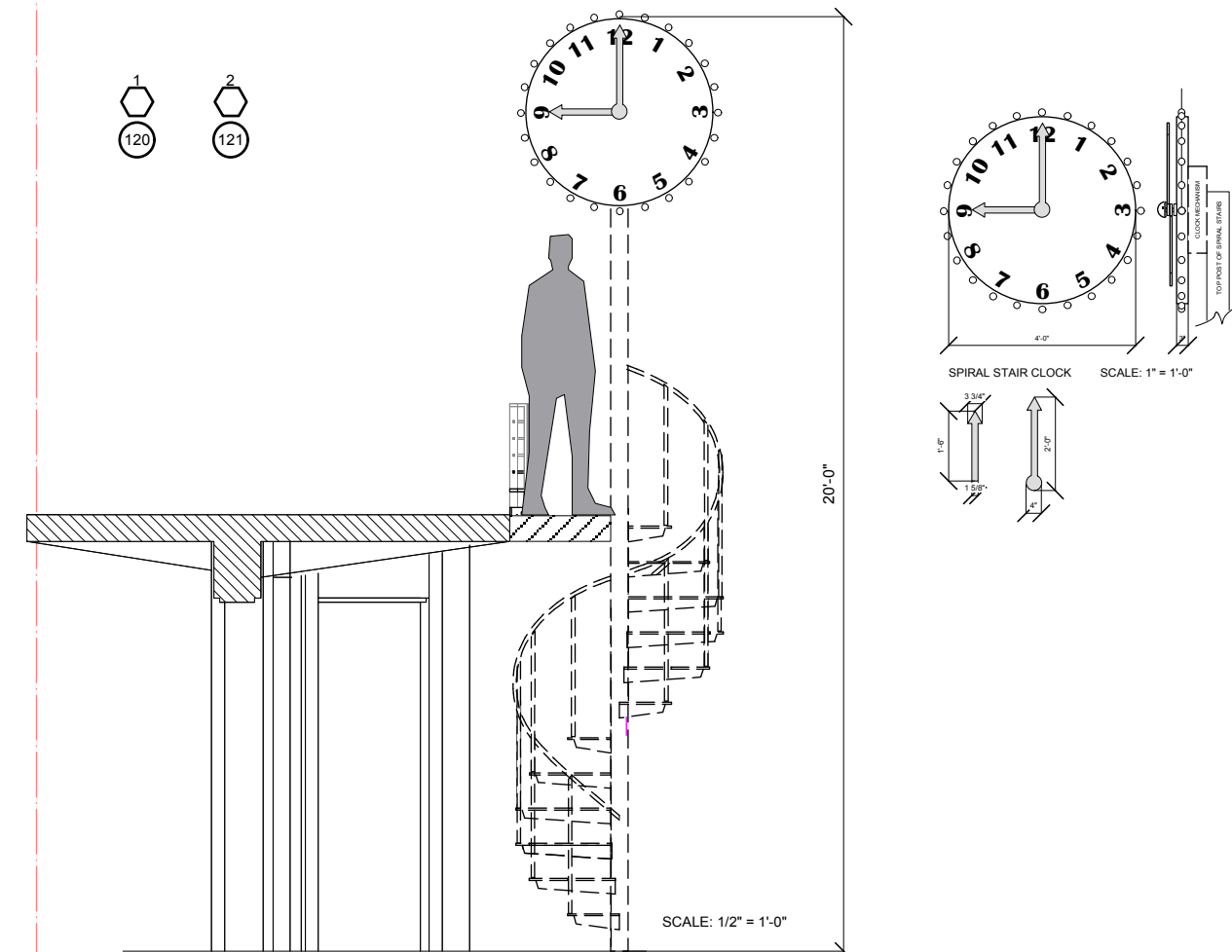
- Footlights are 60w Frosted A-Lamps
- Circuits will need to come from under the stage traps
- Cable must be dressed as to not be seen from the audience

Deck Practical Lamp

-60w A Lamp




Clock Detail View



- Clock Chase Lamps wired in 2 Alternating Circuits
- Chase Lamps will be 25w Small White Globe Lamps (provided by scenic)

String Light Detail View



INSTRUMENT KEY

	Altman 6x12, 750W		PAR 64 MFL, 1000W
	Altman 6x9, 750W		6\"/>
	40\"/>		Altman Mini-10, 1000W
	30\"/>		

4 Circuit F40, 300w Flood

ACCESSORIES

	7.5\"/>		TOP HAT		IRIS		GOBO
	10\"/>		HALF HAT		CXI IT SCROLLER		

TYPICAL

Gobo marker: Purpose, Color, Iris, Dimmer, Channel, Two-fer

NOTES

- Have Barndoors available for all stages of focus.
- Have ample cuts of R119 for all stages of focus.
- All units receive safety cable, color frame, & c-clamp unless otherwise noted.
- Dimmers assigned by Master Electrician as prior to load-in.
- Master electrician to provide blue light and cue light as needed prior to first tech.
- All fresnels set to medium flood prior to focus.
- All color and templates to be dropped in at load in Double gels- diffusion toward the lamp.
- Work lights placed and circled per ME.
- No substitutions of equipment, color or templates without the designers approval.
- All circuiting per ME.
- Always refer to paperwork for detailed info and gobo images.
- Please note A and B size gobos according to the LW paperwork.

THIS DRAWING REPRESENTS DESIGN INTENT AND CONCEPT

THE DESIGNER AND ASSISTANT DESIGNERS ARE RESPONSIBLE FOR THE VISUAL ASPECTS OF THE PRODUCTION ONLY. ALL DRAWINGS RELATE SOLELY TO THE APPEARANCE OF THE DESIGN AND NOT TO MATTERS OF SAFETY OR STRUCTURAL STABILITY. THE IMPLEMENTATION OF THIS DESIGN MUST COMPLY WITH THE MOST STRINGENT APPLICABLE FEDERAL AND LOCAL SAFETY AND FIRE CODES. THE DESIGNERS ARE NOT QUALIFIED TO DETERMINE ELECTRICAL OR STRUCTURAL APPROPRIATENESS OF THE DESIGN AND WILL NOT ASSUME RESPONSIBILITY FOR DAMAGES RESULTING FROM IMPROPER ENGINEERING AND/OR IMPLEMENTATION IN THE HANDLING OF THIS DESIGN. THE DESIGNER AGREES TO MAKE ALTERATIONS TO ANY SPECIFICATION FOUND TO BE INCOMPATIBLE WITH PROPER SAFETY PRECAUTIONS.

Lighting Designer

C.J. Mellides

(757) 580-1024 / C.J.MELLIDES@GMAIL.COM / WWW.CJMELLIDES.COM

DIRECTOR	Robin Guarino
STAGE MANAGER	Melissa Olberding
MASTER ELECTRICIAN	Chris Behrendt
SCENIC DESIGNER	Tom Umfrid
COSTUME DESIGNER	Maggie Dich

PRODUCED BY:

VENUE: **Corbett Family Studio Theatre**

REVISIONS

2/14/14 - 2/16/14

DETAIL PLATE

DRAFTING BY	CJM
VERSION	V 1.0
DATE	1/27/14
FILE REF	L'etoile V1.vwx
PAPER SIZE	Arch D
SCALE	1/4" = 1'

3/3